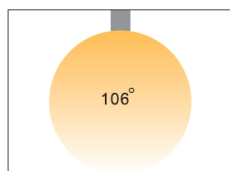

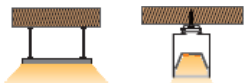


B

## APPLICATION

Waterproof IP66, This Lovely Architectural Linear capable of fulfilling designer thoughts with no limits. Suitable for Hotels, Offices , Restaurants. Shopping Malls, Industrial.

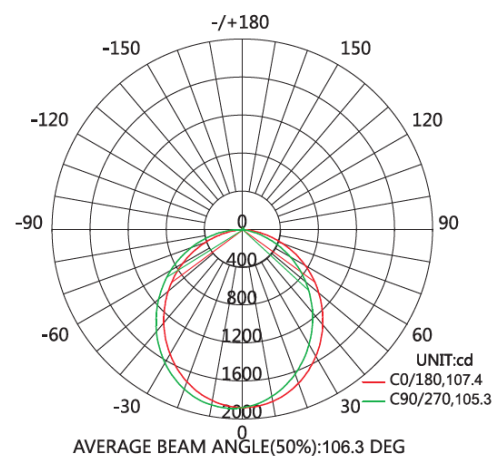


PDM

## SPECIFICATION FEATURES

<b>Design</b>	Aluminum body with Diffused Lens
<b>Mounting</b>	Available in Suspended, Ceiling and Linkable for Continuous Runs.
<b>LED</b>	11.3W/ft ,45/68/90 watt SMD 2835 with 105lm/W , CRI 80/90. Available In 3000K, 4000K or 6000K CCT.
<b>LED Driver</b>	UL Class P Certified Power Supply 0-10 V, PWM and resistor dimming solution Emergency Power Supply and Sensor Options are available.

## PHOTOMETRY



## TABULATION &amp; ORDERING NUMBER LOGIC

Model	CCT	Watt	Length	Finish	Optics	Dimming	CCT & CRI	B
L8989	WW - 3000K	45 - 45W	12 - 4'	W - White	PDM – Planner diffusion mask	SDC - Constant current version 3 in 1 Dimming ( 0-10V, PWM, Resistance)	30K8 - 3000K RA 80	
	NW - 4000K	68 - 68W	18 - 6'	B - Black			40K8 - 4000K RA 80	
	W - 6000K	90 - 90W	25 - 8'	S- Silver			60K8 - 6000K RA 80	
	Note *	Note **					30K9 - 3000K RA 90	
							40K9 - 4000K RA 90	
							60K9 - 6000K RA 90	

**Note\*:** Above are the standard CCT, Other CCT are available as per Project requirement.

**Note\*\*:** Above are the standard Watts, Power/ Lumen Package can be customize as per Project requirement

**ORDERING EXAMPLE:** L8989—  
WW-45-12-W-PDM-SDC-0K8-A

Voltage	Accessories
A - 100 - 277 VAC	<b>L8989-PT</b> - pendant Set <b>L8989-SM</b> - Surface Mounted <b>AC in line:</b> AC input cable <b>L8989-180</b> - Straight Connector <b>L8989-CH</b> - Electrical Connection Cable

